

# Product Lines

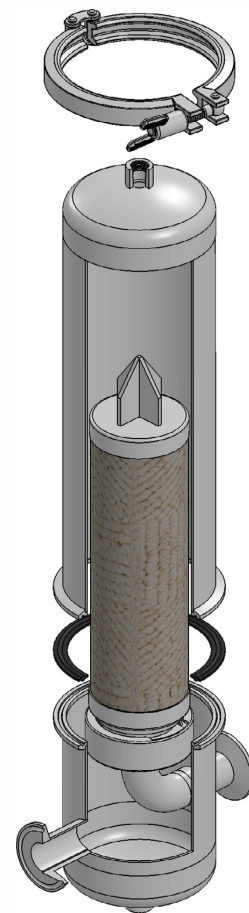
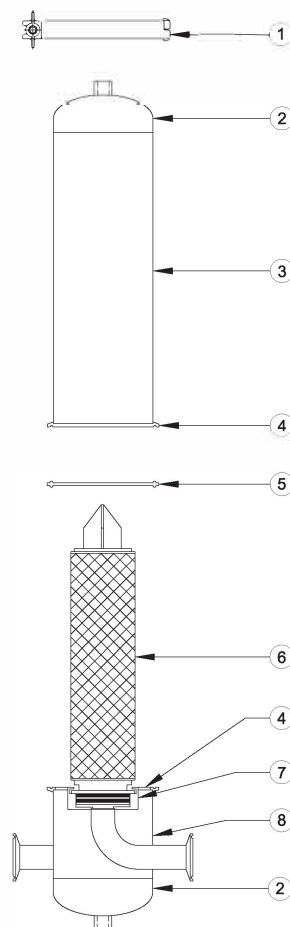
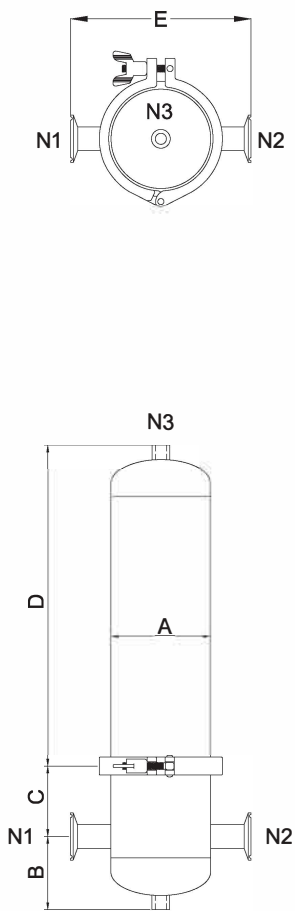
## T-Line Sanitary Cartridge Filter Housing

Design P.	10kg/cm <sup>2</sup>	Operating P.	7kg/cm <sup>2</sup>
Design T.	100°C	Operating T.	75°C
Accessory	Cartridges		



## T-Line Sanitary Cartridge Filter Housing

No.	Description	No.	Description	No.	Description
1	Clamp	4	Shell Flange	7	Base
2	Bottom cover	5	Gasket	8	Shell
3	Shell	6	Filter cartridge		



Model	Length Of Cartridge	A m/m	B m/m	C m/m	D m/m	E m/m	Weight
1RT1	10"	Ø106	78	75	340	192	4kg
1RT2	20"	Ø106	78	75	590	192	5.3kg
1RT3	30"	Ø106	78	75	840	192	6.5kg

- For 1" Sanitary clamp
- Filter element for optional purchase.